

Site Usage

1,095 Visits

53.88% Bounce Rate

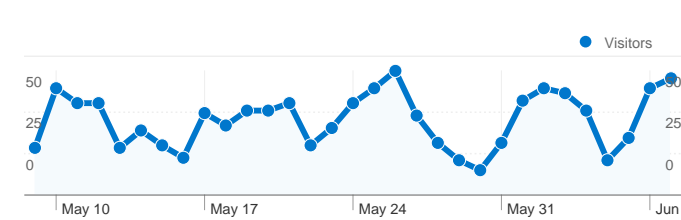
11,576 Pageviews

00:05:47 Avg. Time on Site

10.57 Pages/Visit

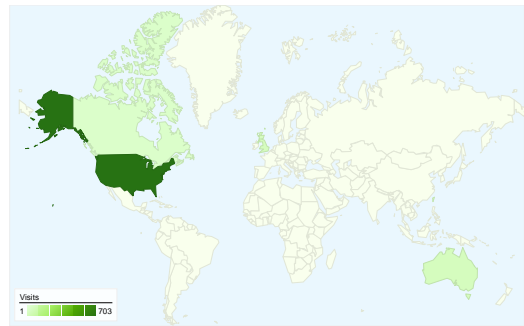
68.95% % New Visits

Visitors Overview

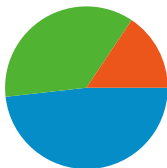


Visitors
806

Map Overlay



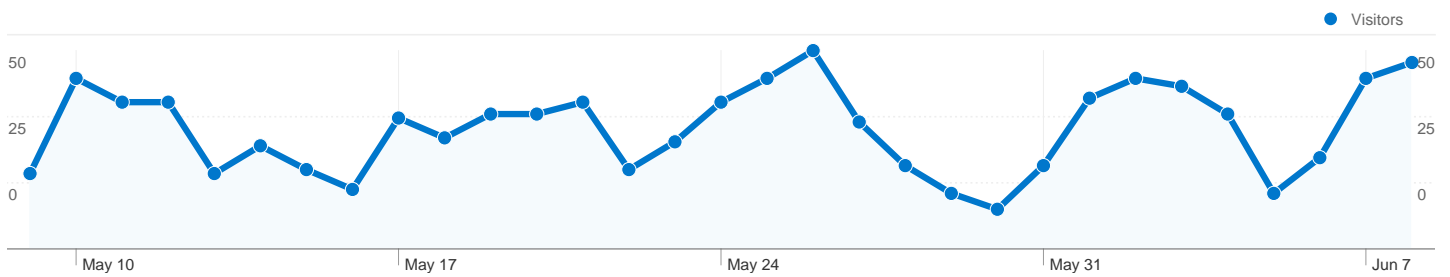
Traffic Sources Overview



- **Search Engines**
528.00 (48.22%)
- **Direct Traffic**
396.00 (36.16%)
- **Referring Sites**
171.00 (15.62%)

Content Overview

Pages	Pageviews	% Pageviews
/do/view/CTSpedia	467	4.03%
/do/view/StatisticalGraphics/We	332	2.87%
/do/view/EducationalMaterials/	289	2.50%
/do/view/EducationalMaterials/	263	2.27%
/do/view/CTSpedia/WebHome	245	2.12%



806 people visited this site

1,095 Visits

806 Absolute Unique Visitors

11,576 Pageviews

10.57 Average Pageviews

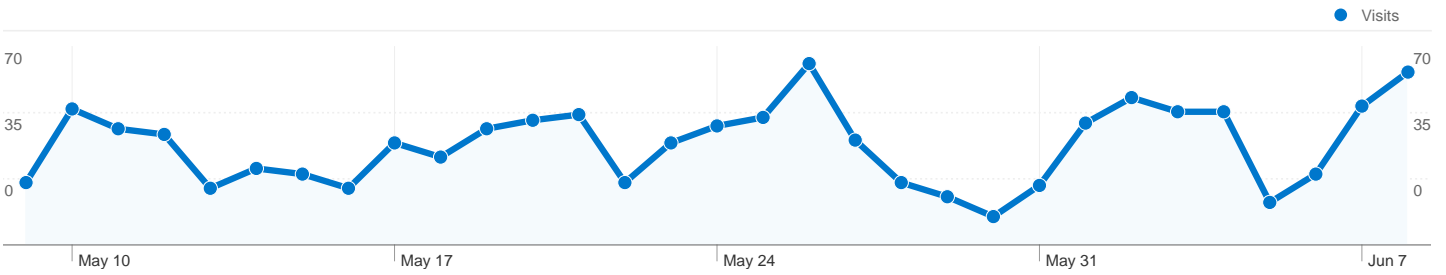
00:05:47 Time on Site

53.88% Bounce Rate




68.95% New Visits

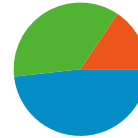
Technical Profile

Browser	Visits	% visits	Connection Speed	Visits	% visits
Internet Explorer	509	46.48%	T1	488	44.57%
Firefox	432	39.45%	DSL	240	21.92%
Chrome	75	6.85%	Cable	183	16.71%
Safari	62	5.66%	Unknown	173	15.80%
Mozilla	9	0.82%	Dialup	10	0.91%



All traffic sources sent a total of 1,095 visits

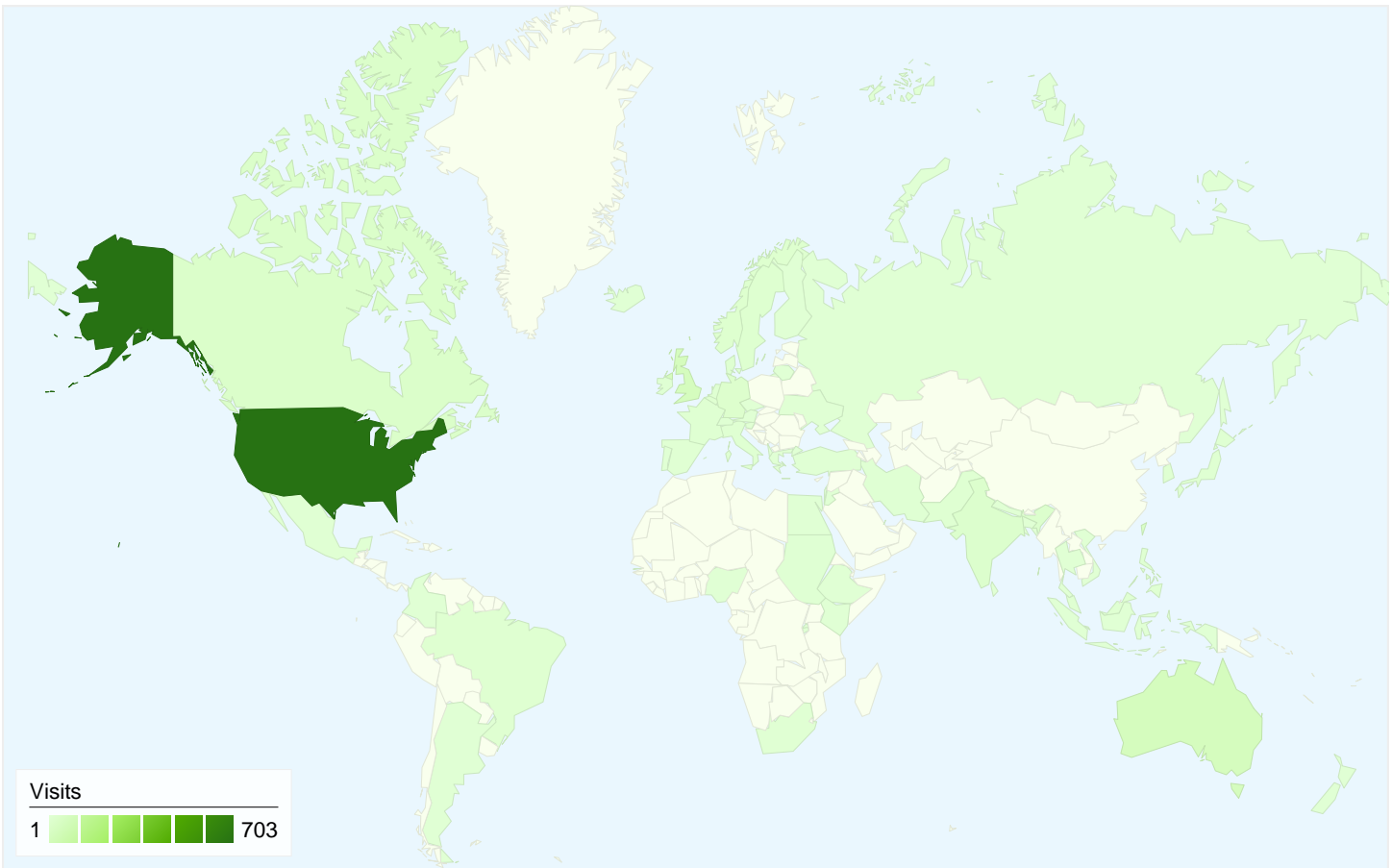
-  36.16% Direct Traffic
-  15.62% Referring Sites
-  48.22% Search Engines



- Search Engines
528.00 (48.22%)
- Direct Traffic
396.00 (36.16%)
- Referring Sites
171.00 (15.62%)

Top Traffic Sources

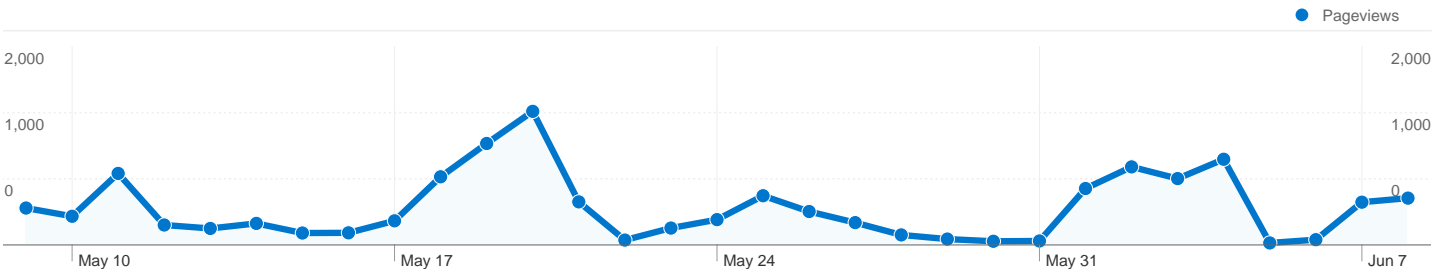
Sources	Visits	% visits	Keywords	Visits	% visits
google (organic)	444	40.55%	ctspedia	56	10.61%
(direct) ((none))	396	36.16%	cross sectional study	11	2.08%
yahoo (organic)	56	5.11%	redcap software	7	1.33%
en.wikipedia.org (referral)	45	4.11%	cross-sectional design	4	0.76%
google.com (referral)	26	2.37%	incidence density sampling	4	0.76%



1,095 visits came from 63 countries/territories

Site Usage						
Visits	Pages/Visit	Avg. Time on Site	% New Visits	Bounce Rate		
1,095 % of Site Total: 100.00%	10.57 Site Avg: 10.57 (0.00%)	00:05:47 Site Avg: 00:05:47 (0.00%)	69.04% Site Avg: 68.95% (0.13%)	53.88% Site Avg: 53.88% (0.00%)		
Country/Territory	Visits	Pages/Visit	Avg. Time on Site	% New Visits	Bounce Rate	
United States	703	15.27	00:08:08	60.88%	44.52%	
United Kingdom	48	3.17	00:02:49	93.75%	60.42%	
Australia	48	1.73	00:01:20	91.67%	70.83%	
Taiwan	29	1.03	00:00:01	13.79%	96.55%	
Canada	23	1.22	00:00:21	100.00%	82.61%	
Hong Kong	18	1.11	00:00:10	88.89%	88.89%	
India	17	2.06	00:00:57	82.35%	64.71%	
Germany	16	3.69	00:02:28	87.50%	50.00%	
Norway	12	2.58	00:02:35	91.67%	58.33%	

Sweden	10	1.60	00:00:53	80.00%	70.00%
					1 - 10 of 63



Pages on this site were viewed a total of 11,576 times

11,576 Pageviews

6,306 Unique Views

53.88% Bounce Rate

Top Content

Pages	Pageviews	% Pageviews
/do/view/CTSpedia	467	4.03%
/do/view/StatisticalGraphics/WebHome	332	2.87%
/do/view/EducationalMaterials/CourseMaterials	289	2.50%
/do/view/EducationalMaterials/ResidencyProjects	263	2.27%
/do/view/CTSpedia/WebHome	245	2.12%